



APPLICATION INSTRUCTIONS FOR THE FITNESS ACTIVITY CIRCUIT

Product Number: SP-FA-013

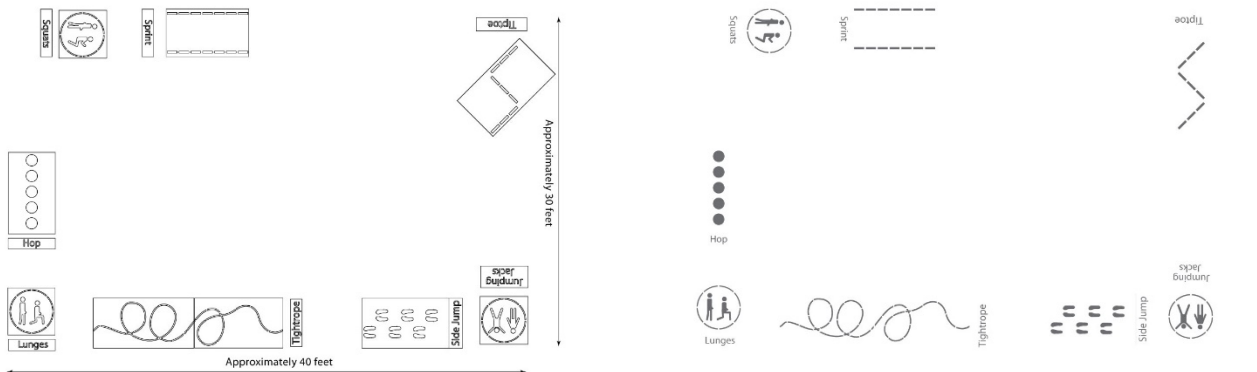
SIZE: approximately 3 feet 4 inches by 7 ft 3 inches.

ESTIMATED PAINT TIME: 1-4 people for 1-2 hours.

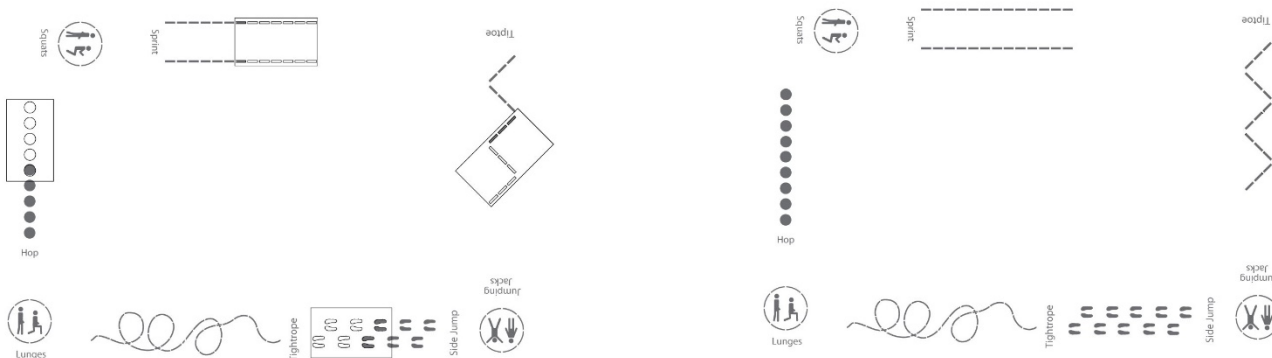
READ FIRST: Completely read "General Instructions & Paint Info" attached to this document. Prepare surfaces as recommended before painting.



- Chalk out an approximate 30 by 40 foot space. Place STENCILS in desired position as shown below left, making sure all are straight and Tiptoe stencil on a 45 degree angle. Using brushes or rollers, paint stencils, using small amounts of paint on brush for each. Repeat 1-2 more times to achieve desired vividness, drying after each application, and remove stencil. Painted pavement should look like below right.

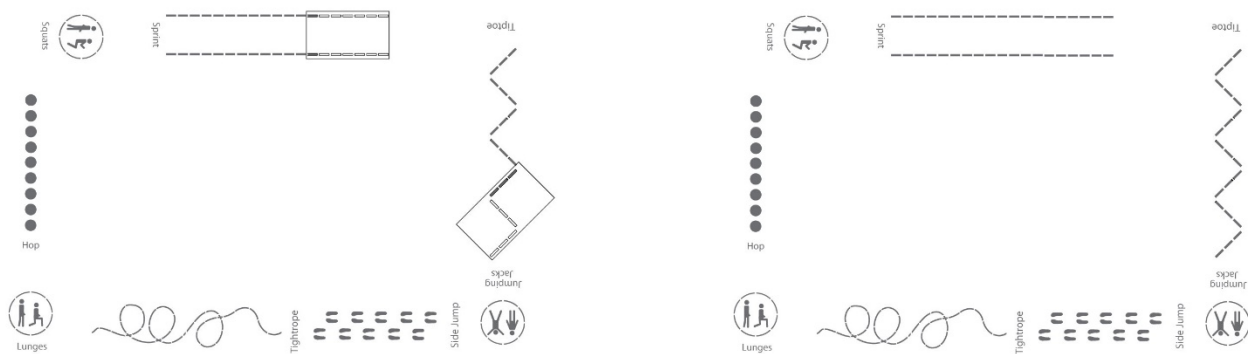


- Once completely dry, replace and align STENCILS as shown below left, overlapping onto dry, painted pattern on pavement. Using brushes or rollers, paint stencils, using small amounts of paint on brush for each. Repeat 1-2 more times to achieve desired vividness, drying after each application, and remove stencil. Painted pavement should look like below right.

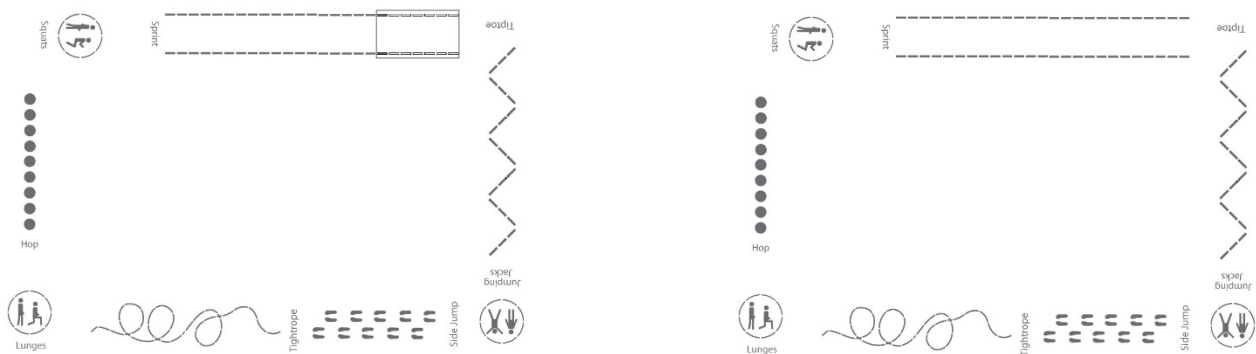




3. Once completely dry, replace and align SPRINT and TIPTOE STENCIL only as shown below left, overlapping onto dry, painted pattern on pavement. Using brushes or rollers, paint stencils, using small amounts of paint on brush for each. Repeat 1-2 more times to achieve desired vividness, drying after each application, and remove stencil. Painted pavement should look like below right.



4. Once completely dry, replace and align SPRINT STENCIL only as shown below left, overlapping onto dry, painted pattern on pavement. Using brushes or rollers, paint stencils, using small amounts of paint on brush for each. Repeat 1-2 more times to achieve desired vividness, drying after each application, and remove stencil. Application is complete and painted pavement should look like below right.



5. Allow to dry for 24 hours before use.

Any questions? We're here to help – call us at (800) 681-0684!



THIS INFORMATION IS COPYRIGHT MATERIAL. ALL RIGHTS ARE RESERVED.